



Road Race Safety Report #3

Striving for fairness in cycling

How are the road races evaluated?

- ▶ Team Ambassadors answered questions on the races that their team participated in.
- ▶ Each race was evaluated on Safety, Coverage and Equality on a scale of 1 (very poor) to 5 (excellent)
- ▶ Each race can score a total of 15 points.

▶ SAFETY

- Did you feel safe at the event?
- Were COVID protocols adhered to?
- Was the course designed safely?
- Did you have access to a course map before the race?
- Is the information in the roadbook sufficient and true to race day
- Was the finish line safe? Did it adhere to the new regulations?
- Did you know who the event safety manger was on the day?

▶ COVERAGE

- Was the race advertised?
- Was there live coverage of the race of 45mins+?
- Was the website up to date?
- Were there journalists covering the race and interviewing riders?

▶ EQUALITY

- Do you feel you were treated fairly?
- Were you given the same facilities as the men's race if run in conjunction?
- Did you receive equal prize money?

How are the road races measured?

- ▶ We currently have 30 team ambassadors from 28 UCI road teams who have the responsibility for their team to take the road race safety survey on an approximately monthly basis during the season.
- ▶ Team ambassadors only score the races they participated in.
- ▶ Each race is scored against 3 criteria and has the potential to score a maximum of 15 points. Please see the table below for the points explanation:

Criteria	Total Points
Safety	5
Coverage	5
Equality	5
Total	15

- ▶ Race Scoring System

The Cyclists' Alliance 

[The Cyclists' Alliance: Rider Crash Reporting Tool \(2021 Season\)](#)

[Report your race crash with TCA](#)

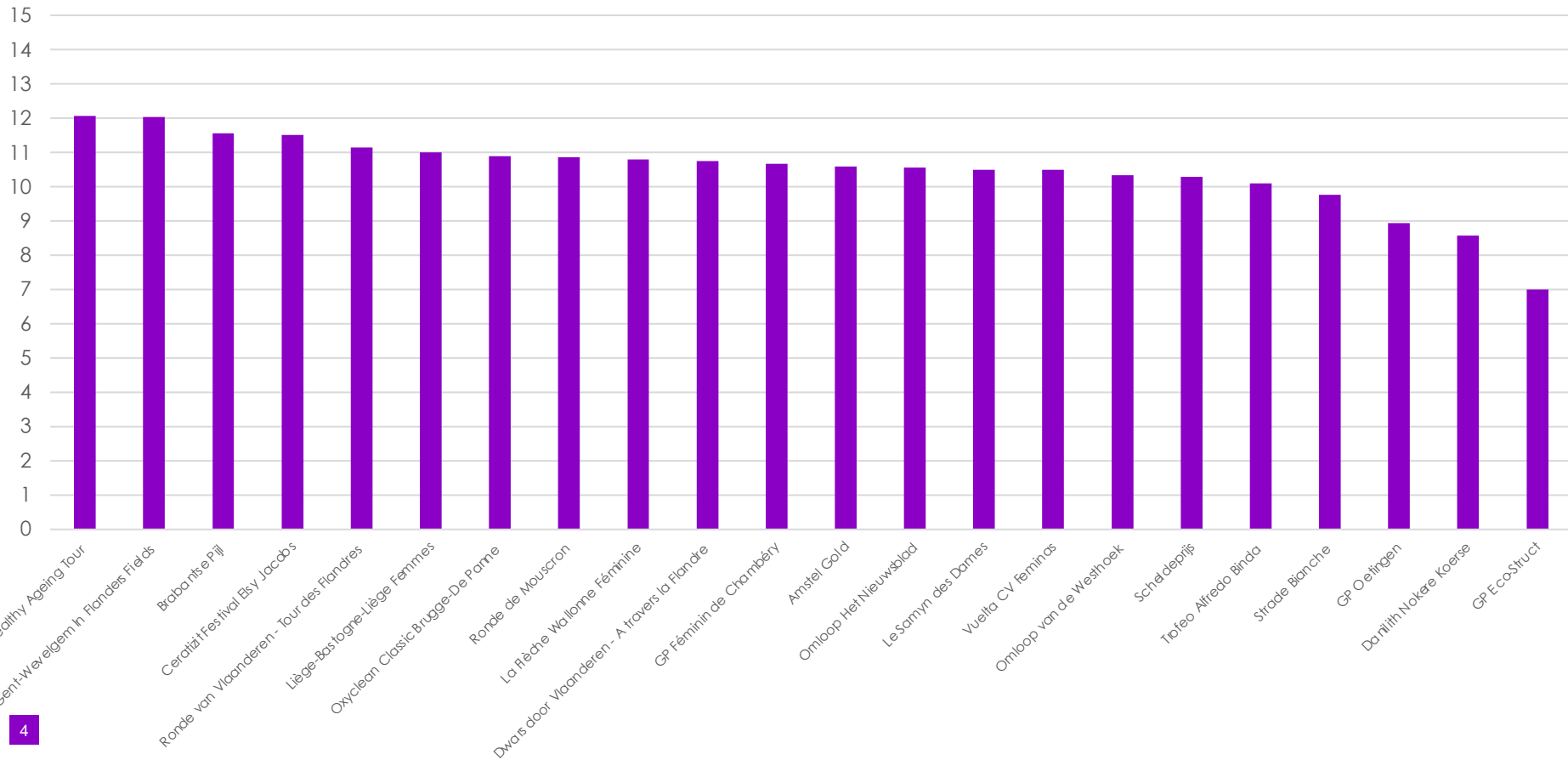
A short survey professional riders can take if they crash in a race.

This data will build a database of all crash incidents and enable TCA to check if the correct safety regulations were in place and whether further improvements need to be made to UCI's safety regulations for race event organisers.

OK

- ▶ [Rider Crash Reporting Tool](#)

HAT & Gent-Wevelgem are the only races scoring over 12 out of 15



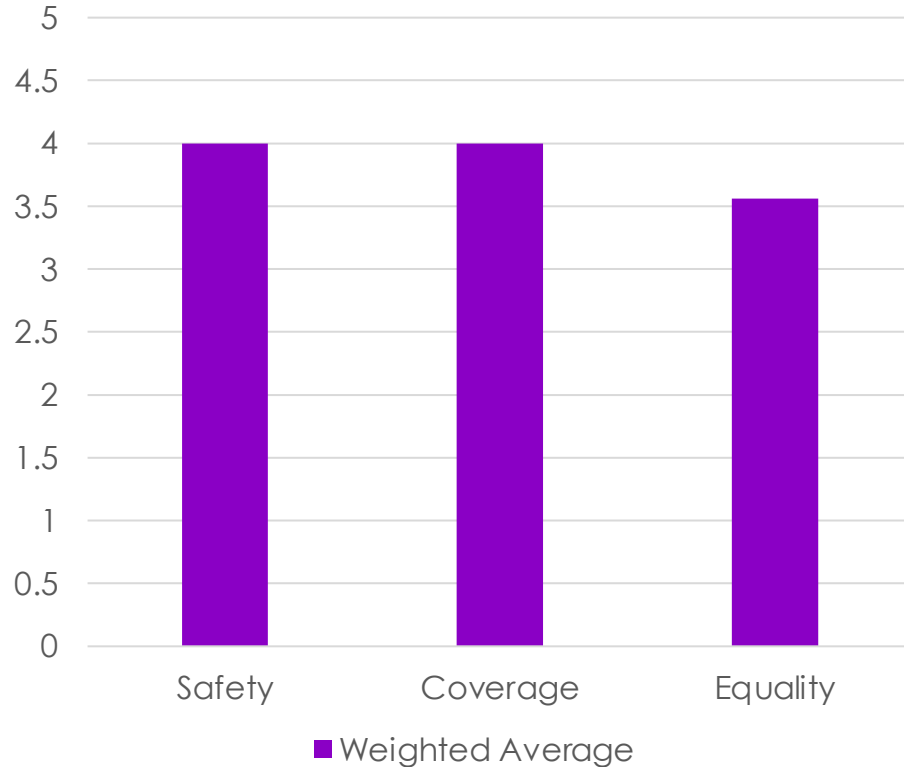
REPORT 3

14TH APRIL – 8TH MAY

Road races covered in this safety report

Race	UCI Classification	Date
Brabantse Pijl	1.1	14.04
Amstel Gold	1.WWT	18.04
Vuelta CV Feminas	1.1	18.04
Grand Prix Féminin de Chambéry	1.2	18.04
La Flèche Wallonne Féminine	1.WWT	21.04
Liège-Bastogne-Liège Femmes	1.WWT	25.04
Ceratizit Festival Elsy Jacobs	2.Pro	30.04 – 02.05
GP Eco-Struct	1.2	08.08

Brabantse Pijl [1.1]



► The women received €15,850 less prize money than the men

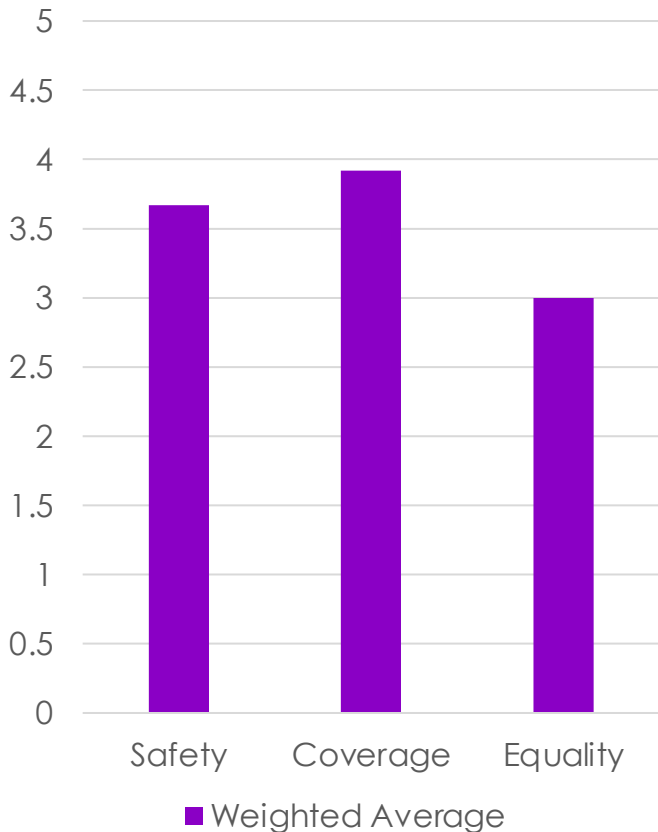
- €2,950 total given to the first 20 female riders vs €18,800 for the men.
 - › Women: 1) € 465, 2) € 400, 3) € 325, 4) € 205, 5) € 180, 6) € 170, 7) € 160, 8) € 145, 9) € 130, 10) € 6705, 11) € 70, 12) € 70, 13) € 70, 14) € 70, 15) € 70, 16) € 70, 17) € 70, 18) € 70, 19) € 70, 20) € 70

► Coverage

- Digital Feed only: 11.15am CEST on Eurosport App & GCN+ covering 114km to go, a total of 3 hours coverage, this was more than the men who received 80km / 120 minutes of coverage

► Total score of 11.56 / 15

Amstel Gold [1.WWT]



► The women received €24,960 less prize money than the men

- Women: €10.040 for Top 20 + €5.000 QOM
- Men: €40,000 for Top 20

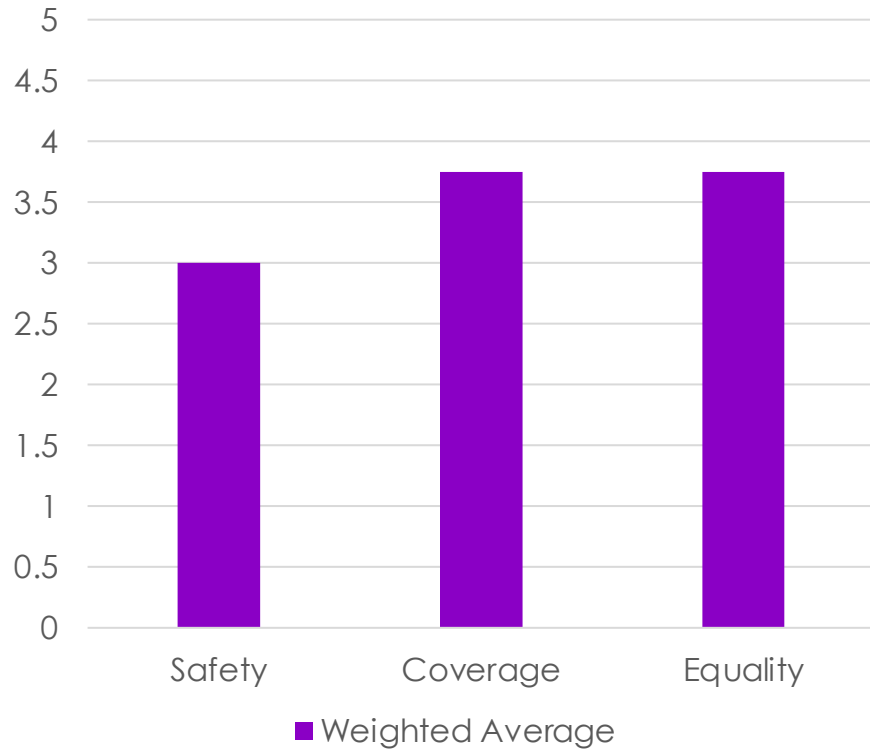
► Coverage

- Women: NOS Geo-restricted Netherlands-only showed the entire race on digital live stream. 1LimburgSport also produced a last-minute digital live stream that was not geo-restricted.
- In the [Netherlands the women's race was better watched than the men's version](#): 480K & 37% share vs. 400K & 15%
- Reach for men's race was much higher: 1,867K (M) v 877K (W) (Note women's race TV coverage was only 1 hour / 21km, whereas men's race was 3 hours / 138km to go.)
- 60 minutes / 21km to go TV coverage via Eurosport, GCN + (Europe), Flobikes (North America), SBS (Australia), Sporza, RTBF (Belgium)
- ASO granted race footage license to [Lanterne Rouge who analyzed the women's race tactics – 394K views on YouTube](#)

► Rider Feedback:

- Dangerous barriers with legs/feet sticking out into the road were in multiple places on the lap, in particular they were especially dangerous in the downhill towards the Cauberg and created a very scary race at times when speeds were high.
- Riders also felt they were removed from the race too quick considering it was a closed circuit race.

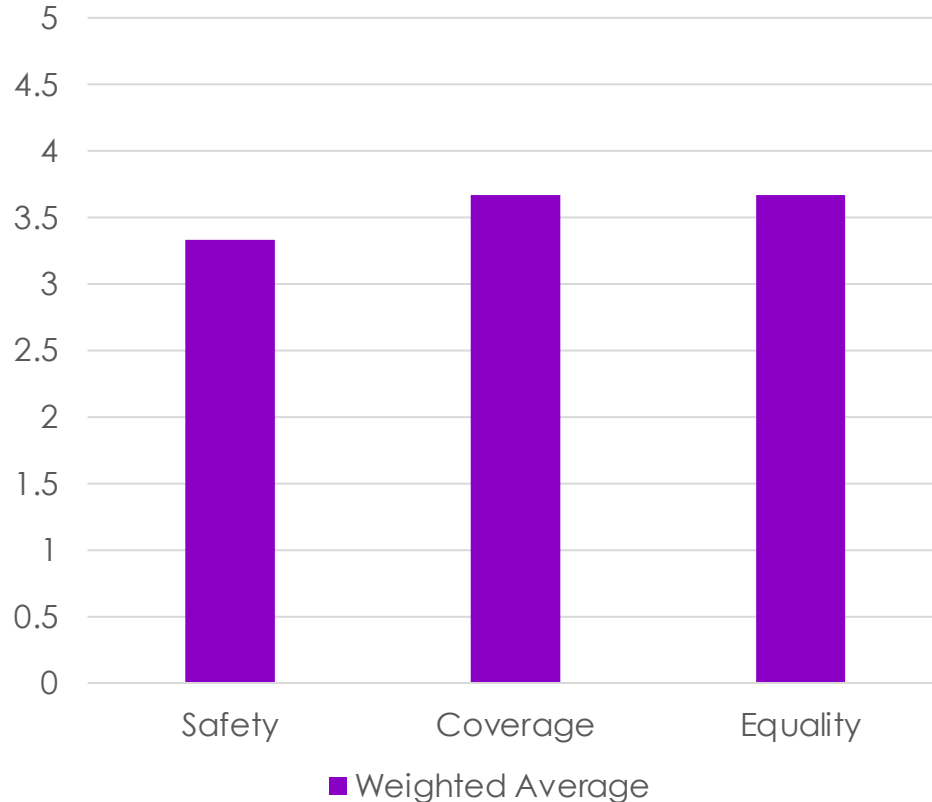
Vuelta CV Féminas [1.1]



- ▶ The women received €60,332 less prize money than the men
 - €6,635 total prize pot for the women vs €66,967 for the men
 - › Women: GC: €6,035 + Intermediate Sprint: 1st 300€, 2nd 200€, 3rd 100€
- ▶ Coverage
 - 60 minutes of live coverage on GCN+ for the women's race
- ▶ Rider Feedback:
 - *"Big crash on stage 3 involving majority of peloton. Race wasn't neutralised despite the fact all ambulances were occupied and not present behind peloton for 30 minutes following. A lot of riders who received medical attention couldn't get back into race."*
 - *"Race hotel was not OK as many teams were together with the public. The food buffet service was also shared with the public, compromising our race bubble."*

▶ Total score of 10.5 / 15

Grand Prix Féminin de Chambéry [1.2]



► Total Prize Pot from Race Organisers (Chambéry Cycling Competition);

- €2,280, given to the first 20 riders

► Coverage

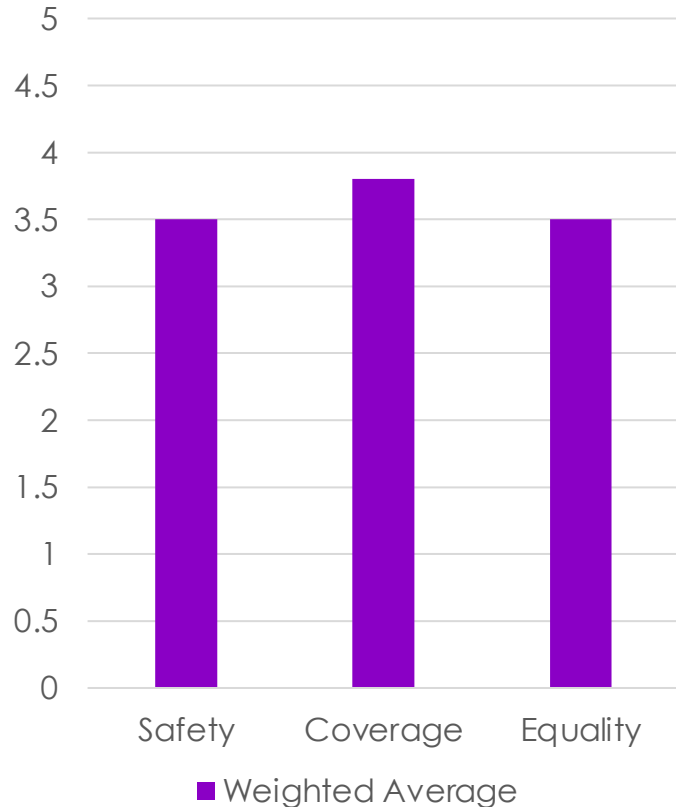
- 43km to go, digital stream from a motorcycle camera via Savoie News and [DirectVelo](#) (4,806 views)

► Rider Feedback:

- *“Course marshalls and motos were good during the race”*
- *“The descents were well marked”.*
- *“The last 300 metres did not have continuous barricades, but it was on a finishing climb with a stone wall on one side. I would say the finish was not super safe, but it was still on an uphill/false flat so speeds were lower”.*
- *“Covid protocols were poor. There were teams that did not get covid test results back before taking the start, which was allowed by the race organization”*

► Total score of 10.67 / 15

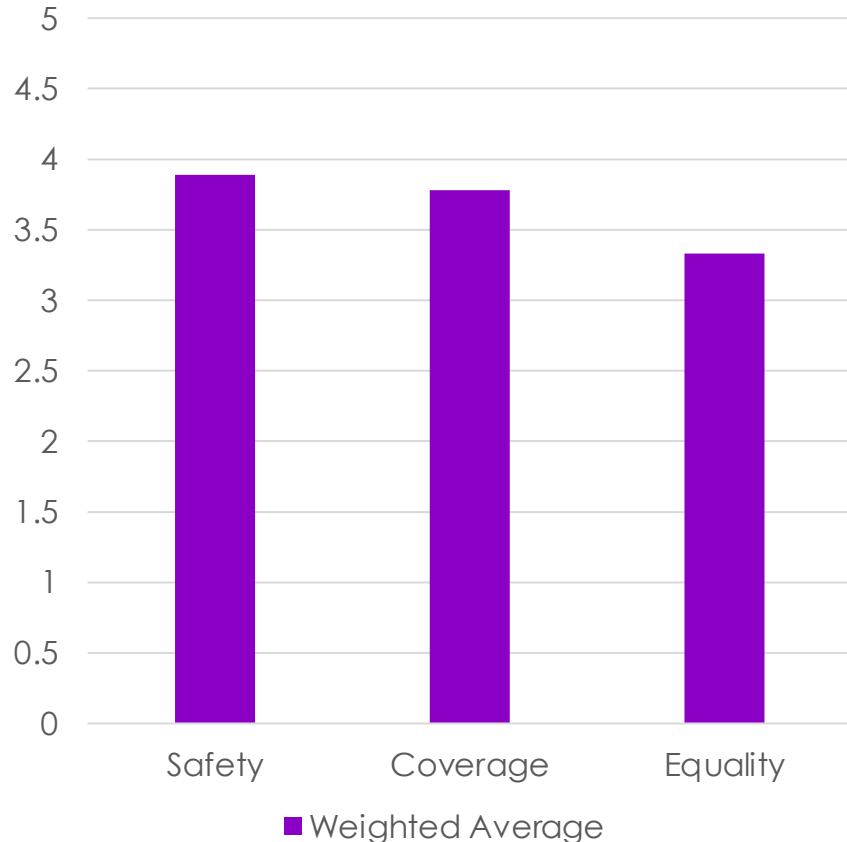
La Flèche Wallonne Féminine [1.WWT]



- ▶ The women received €33,995 less prize money than the men
 - Women: €7,005 for Top 20 + €2,000 for total QOM
 - Men: €40,000 for Top 20 + €3,000 for total KOM
- ▶ Coverage
 - Women's race was broadcast from 40km to go / 60 minutes coverage vs the men's race which was broadcast from 123km to go / 3 hours.
 - EuroSport1 / GCN (EU, SE Asia & Asia Pacific), RTBF Tipik & VRT Één, France 4, Denmark TV2, Italy Rai Sport, Norway TV2, Netherlands NOS, Australia SBS, Canada Flobikes, Señal Colombia, Japan J Sports, New Zealand Sky Sport, United States NBC Sport, ESPN (LatAm), SuperSport (Af)
 - ASO licensed race footage to [Lanterne Rouge – the video has 81K views on YouTube](#)
- ▶ Rider Feedback:
 - "Covid testing could have been safer and tester did not clean hands between each rider".

▶ Total score of 10.8 / 15

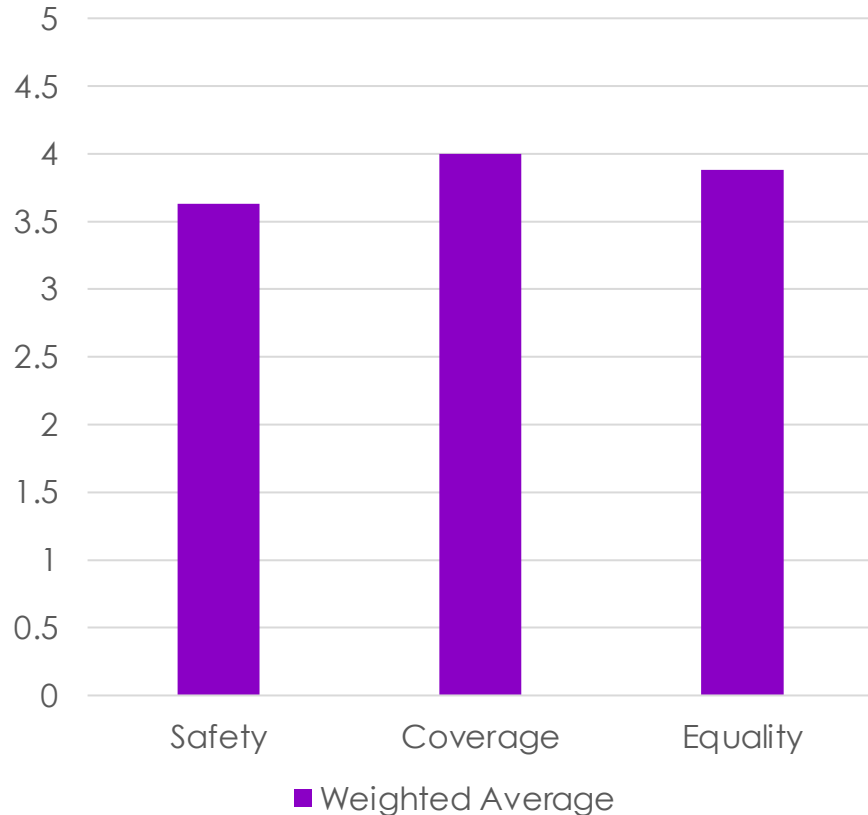
Liège-Bastogne-Liège Femmes [1.WWT]



- ▶ The women received €44,995 less prize money than the men;
 - €10,505 - €7,005 given to the first 20 riders and €3,500 for KOMs
 - €55,500 – €40,000 given to the first 20 riders and €5,500 KOMs
- ▶ Coverage
 - The women's race was broadcasted with 48km to go / 75 minutes vs the men's race; 130km to go / 3hours 50 mins
 - On Eurosport NL, the race had nearly the same number of viewers 73K (Women) vs. 77K (Men). Market share for women 5%, for men 4%, but longer broadcasts of men do ensure greater reach: 342K (M) vs. 241K (W).
 - [The Run Up Episode 1 - LBL](#) has 30K views on YouTube
- ▶ Rider Feedback:
 - *"In between the dropped groups there were some cars on the road"*
 - *"8:30am start time was too early and riders would prefer a more agreeable start time in future."*

▶ Total score of 11 / 15

Ceratizit Festival Elsy Jacobs [2.Pro]



► Total Prize Pot from Race Organisers (SaF Zéisseng);

- €17.940 total prize pot across prologue, stages, GC, points, QOMs, U23 and best Luxembourg rider

► Coverage

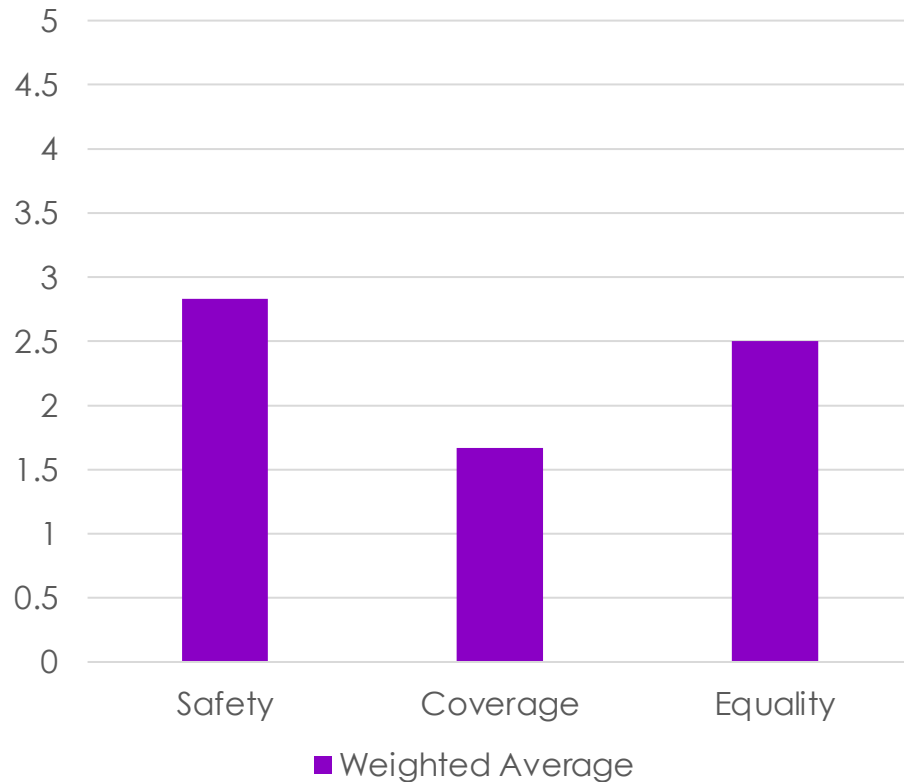
- GCN+ (Available in ALL GCN+ territories)
- Prologue: 1hr:20 minutes
- Stage 1: 2hr:15 minutes (82km to go)
- Stage 2: 2hr:15 minutes (80km to go)

► Rider Feedback:

- *“Lots of parked cars on the roads”*
- *“There were too many motorbikes that passed the peloton frequently. It made for dangerous situations.”*
- *“The signs for things on the road were very clear”.*

► Total score of 11.51 / 15

GP Eco-Struct [1.2]



► Total Prize Pot from Race Organisers;

- €2,335 across Top 20

► Coverage

- No live coverage. Occasional intermittent footage on Facebook via Reportage VDS

► Rider Feedback:

- *Road Furniture on the last corner before the finish was not signposted at 500m to go to the finish line causing a crash in the front of the peloton.*
- *Too many spectators, getting too close to the riders.*
- *"Bad roads. A big gap in the middle of the road in the last 5km"*

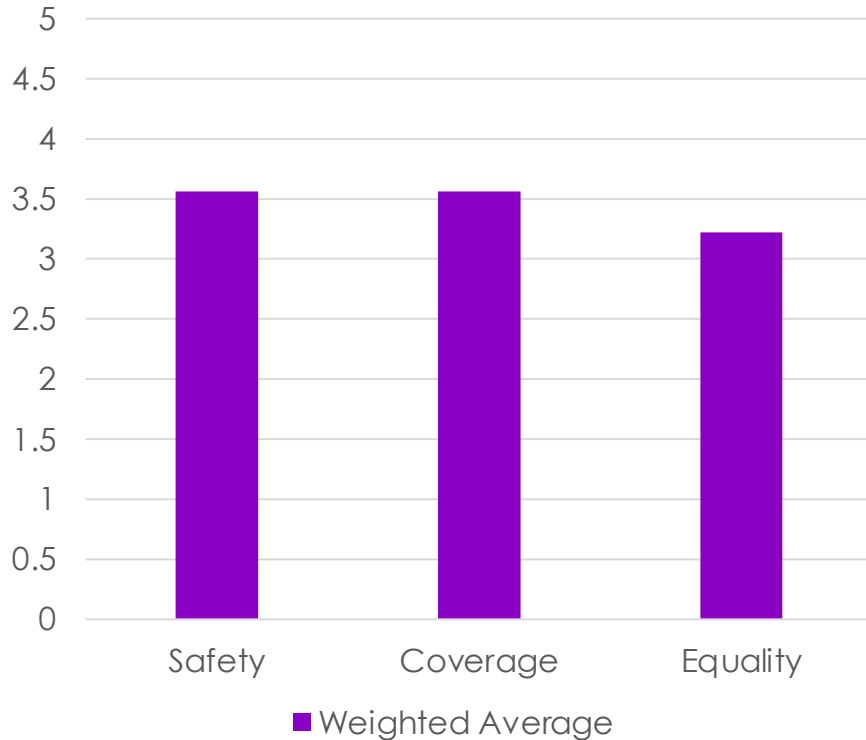
► Total score of 7 / 15

REPORT 2

21ST MARCH - 7TH APRIL

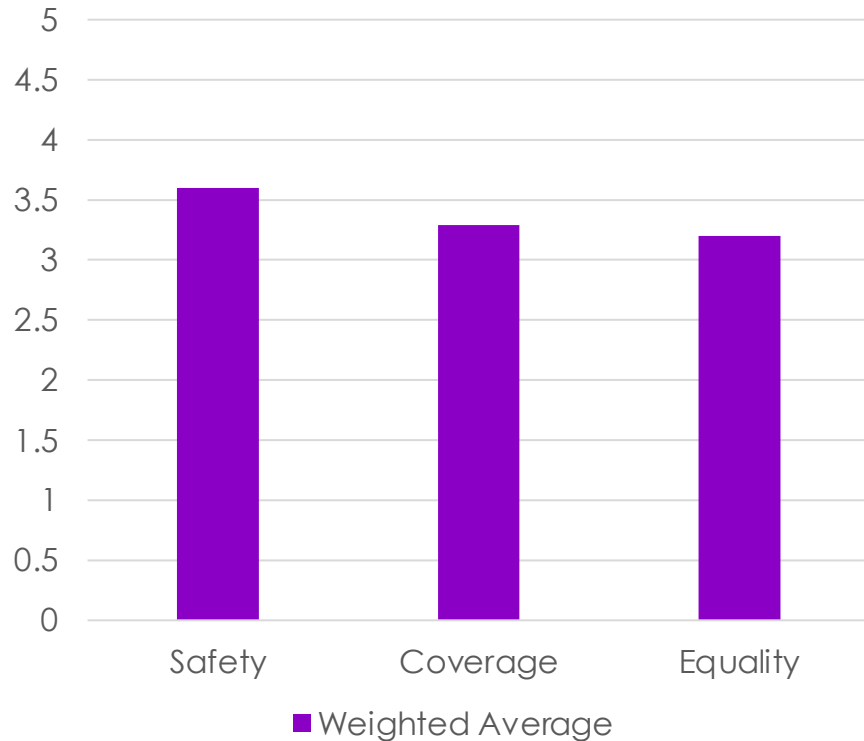
Road races covered in this new safety report - #2

Race	UCI Classification	Date
Omloop van de Westhoek	1.1	21/03
Trofeo Alfredo Binda	1.WWT	21/03
Oxyclean Classic Brugge-De Panne	1.WWT	25/03
Gent-Wevelgem In Flanders Fields	1.WWT	28/03
Dwars door Vlaanderen - A travers la Flandre	1.1	31/03
Ronde van Vlaanderen - Tour des Flandres	1.WWT	04/04
Ronde de Mouscron	1.1	05/04
Scheldeprijs	1.1	07/04



- ▶ Total Prize Pot from Race Organisers;
 - €3.280, given to the first 20 riders
 - › 510-440-360-225-200-185-175-160-145-80-80-80-80-80-80-80-80-80-80-80
 - €250 supersprint bonus
- ▶ Live stream on DDWVL.be from 49km to go
- ▶ Rider Feedback:
 - Dangerous neutral start, due to narrow roads there were two crashes
 - During the race, the road furniture was well marked with flaggers and safety cushions.
 - Covid test pre race didn't seem very secure or accurate. No team bubble for testing
- ▶ Total score of 10.34 / 15

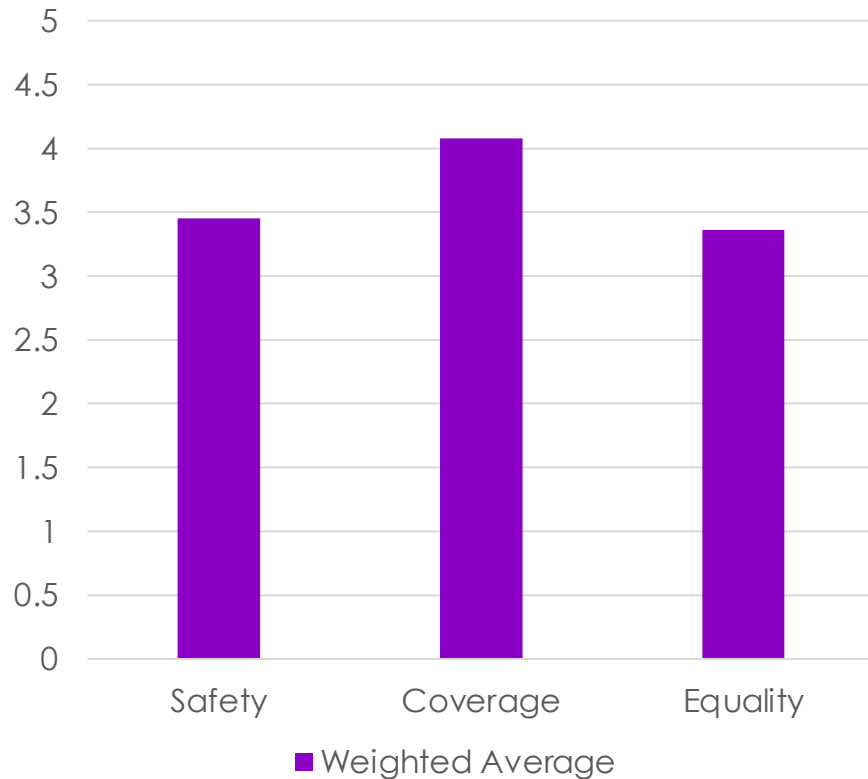
Trofeo Alfredo Binda [1.WWT]



- ▶ Women received € 7.905,00 Total Prize Pot from Race Organisers;
 - › Women: €7.005 (top 20)
 - › QOM, Combativa and Intermediate sprints
- ▶ 70 minutes of live (44km) coverage for the women.
- ▶ 225,000 viewers on Italian RaiSport channel
- ▶ Rider feedback
 - Quite a lot of spectators close around start and finish compromising the peloton bubble.

▶ Total score of 10.09 / 15

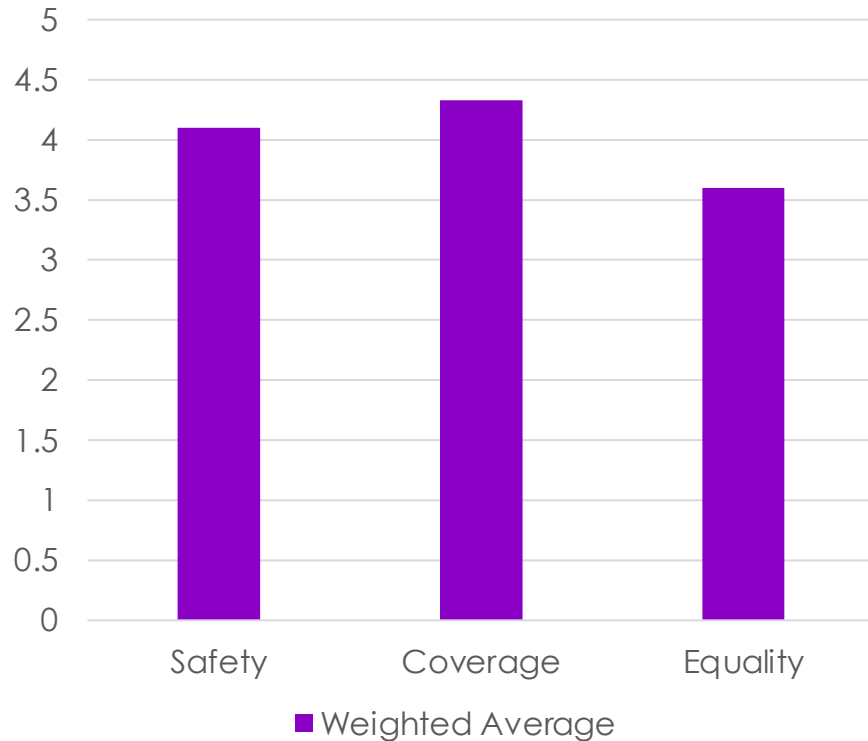
Oxyclean Classic Brugge-De Panne [1.WWT]



- ▶ Women received €32,995 less than the men in prize money
 - Total Prize Pot from Race Organisers;
 - › Men: €41,000 vs Women: €8,005
- ▶ 120 minutes of live (84km) coverage for the women vs 120 minutes (84km) for the men
- ▶ Rider Feedback
 - **Riders were left in traffic** after a crash at 30km to go, which is extremely dangerous. These riders were still within the 8% time limit.
 - There was a lot of obstacles such as Road Furniture however, it was well marked and indicated.

▶ Total score of 10.89 / 15

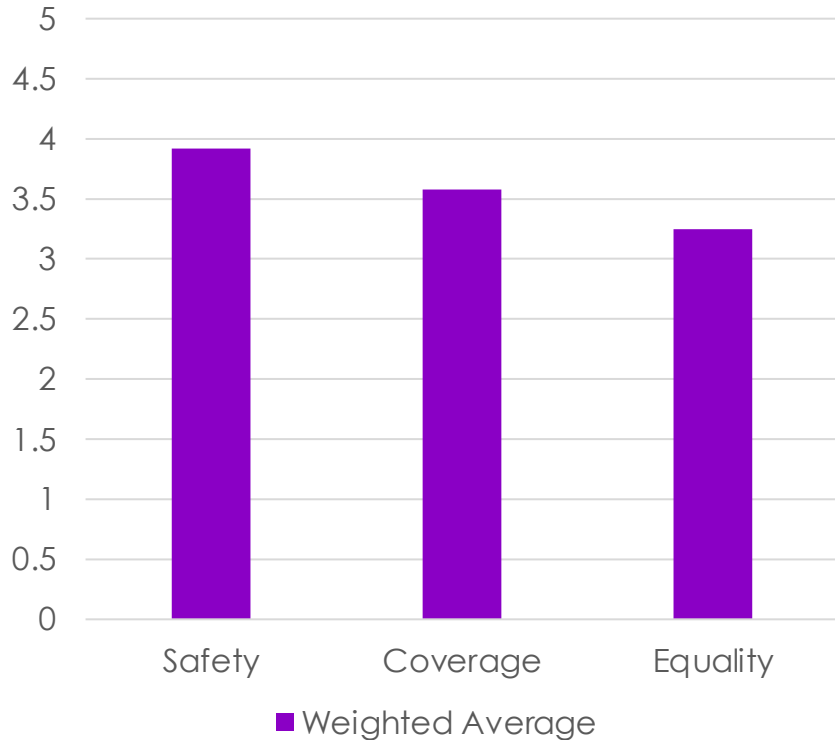
Gent-Wevelgem In Flanders Fields [1.WWT]



- ▶ Women received €32,995 less than the men in prize money
 - Total Prize Pot from Race Organisers;
 - › Men: €40,000 vs Women: €7,005
- ▶ 1 hour 40 minutes of live (62km) coverage for the women vs 2 hours 15 minutes (98km) for the men
 - Sporza reported 578,000 viewers for GW Women in Flanders, Belgium (the highest figure recorded ever)
- ▶ Rider feedback
 - Crash in the neutral that could have been avoided
 - Later start time better for women's coverage post men's race
 - *"Credit to the ambulance crew were very helpful and efficient after crashing at 121km. They were at the scene very quickly. Myself and another rider were immediately taken to hospital."*

▶ Total score of 12.03 / 15

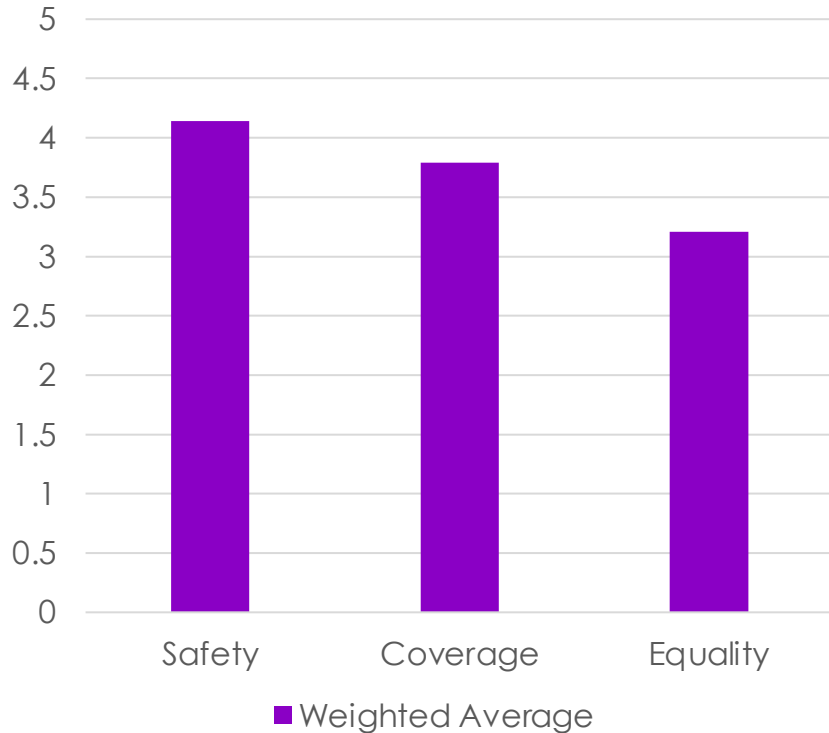
Dwars door Vlaanderen - A travers la Flandre [1.1]



- ▶ Women received €36,720 less than the men in prize money
 - Total Prize Pot from Race Organisers;
 - › Men: €40,000 vs Women: €3,280 (Top 10 only)
- ▶ 2 hours 40minutes of live (105km) coverage for the women vs 1 hour 30minutes (66km) for the men
- ▶ Rider Feedback
 - Marc Bracke of Dolcini - Van Eyck Sport found guilty by the UCI Ethics Commission of harassment was in the car at the race.

▶ Total score of 10.75 / 15

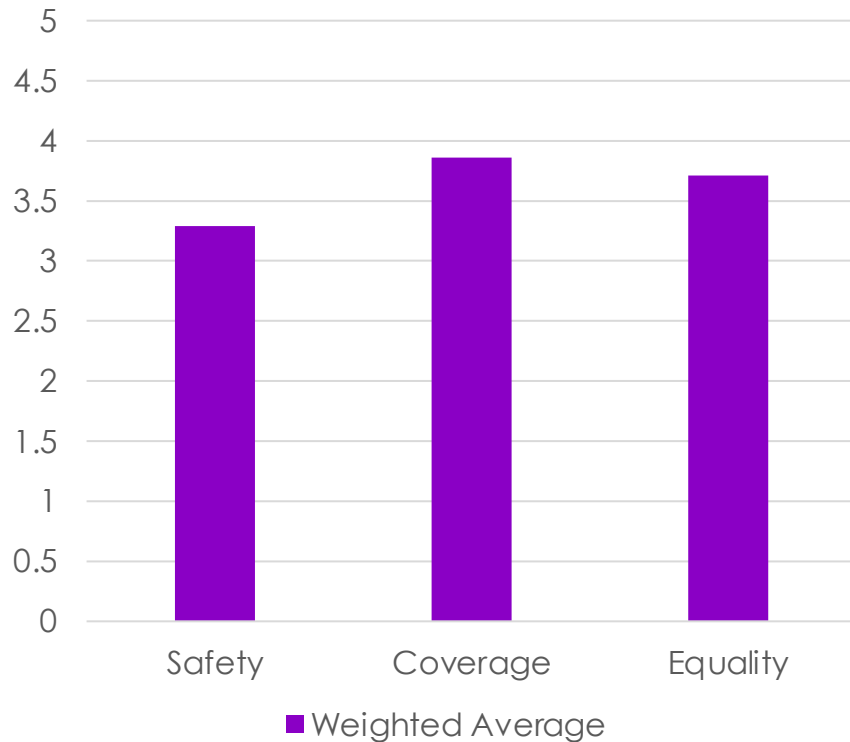
Ronde van Vlaanderen - Tour des Flandres [1.WWT]



- ▶ Women received €42,995 less than the men in prize money
 - Total Prize Pot from Race Organisers;
 - › Men: €50,000 vs Women: €7,005
- ▶ 95 minutes of live (57km) coverage for the women vs 6 hours 30minutes (254km) for the men.

▶ Total score of 11.14 / 15

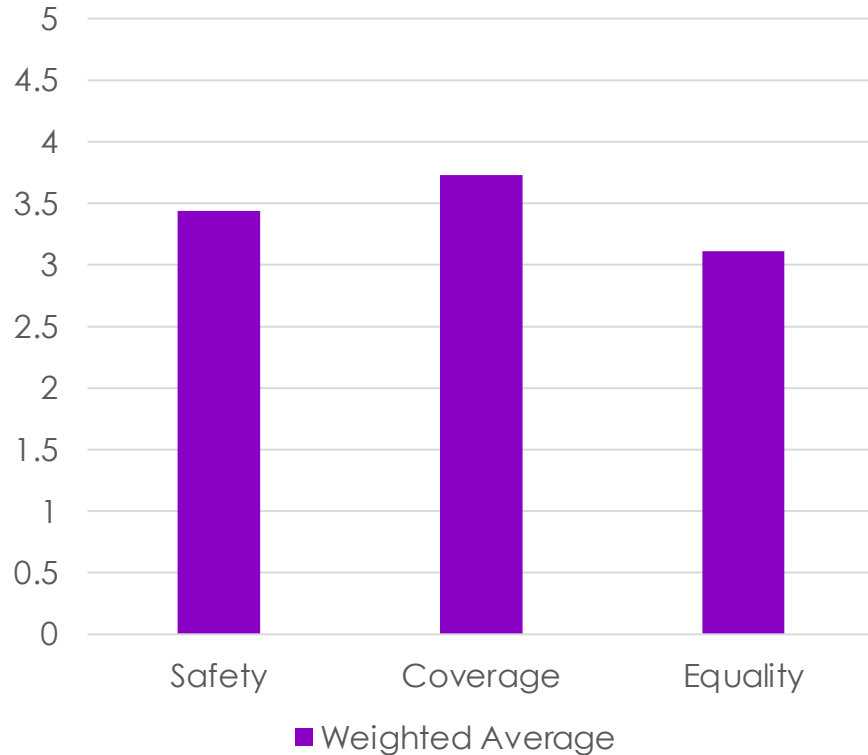
Ronde de Mouscron [1.1]



- ▶ Total Prize Pot from Race Organisers;
 - Women: €3,280 for Top 20 riders
- ▶ No live coverage for this race
- ▶ Rider Feedback
 - Final 1 km had quite a lot of road furniture.
 - Last 300m had road furniture in middle of road before a right hand turn.
 - Continuous barricades were setup in last 200m not 300m.
 - Some barricades were not setup particularly well - balanced precariously on edges of sidewalk.

▶ Total score of 10.86 / 15

Scheldeprijs [1.1]



- ▶ Women received €15,520 less than the men in prize money
 - Total Prize Pot from Race Organisers;
 - › Men: €18,800 vs Women: €3,280
 - ▶ Extensive coverage - 3 hours of live (112km) coverage for the women vs 2 hours (75km) for the men
 - ▶ Flanders Classics launched the first edition of the women's Scheldeprijs with a 136.2km race.
 - This was part of Flanders Classics Women, Closing the Gap initiative and we expect to see the classification of this elevated in the coming years.
 - ▶ Rider Feedback
 - *Lots of crashes (80km to go, 69km to go, 63km to go, 55km to go).*
- ▶ Total score of 10.28 / 15

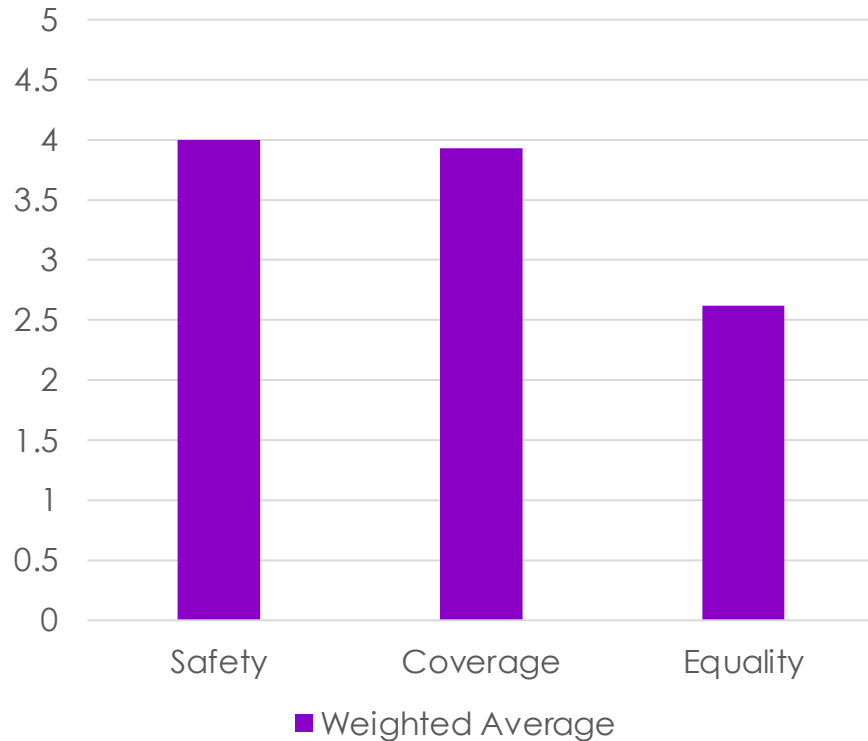
REPORT 1

27TH FEBRUARY - 17TH MARCH

Road races covered in previous safety report for reference

Race	UCI Classification	Date
Omloop Het Nieuwsblad	1.Pro	27/02
Le Samyn des Dames	1.1	02/03
Strade Bianche	1.WWT	06/03
Healthy Ageing Tour	2.1	12/03
GP Oetingen	1.2	14/03
Danilith Nokere Koerse	1. Pro	17/03

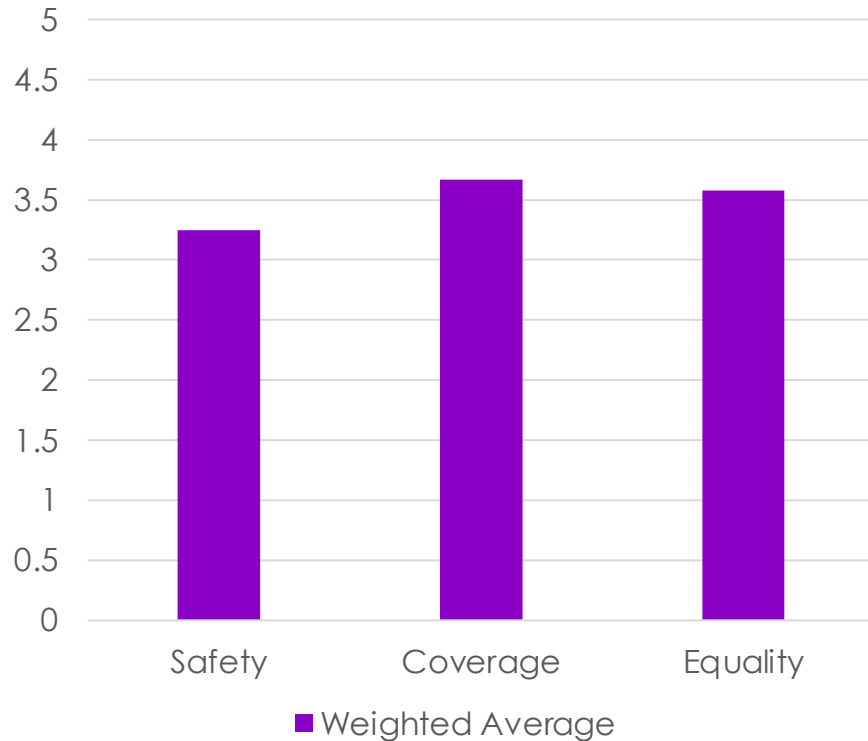
Omloop Het Nieuwsblad [1.Pro]



- ▶ Women received €35,340 less than the men in prize money
 - Total Prize Pot from Race Organisers;
 - › Men: €40,000 vs Women: €4,660
- ▶ Flanders Classic provided live coverage of the women's event for the first time this year as part of FC initiative; [Closing the Gap](#).
- ▶ 1hr:50 minutes of live (56km) coverage for the women vs 2hours (77km) for the men
 - *"the Dutch TV audience at NPO Start, a video on-demand service of the Dutch Public Broadcasting, was almost double the audience of men's race. Those figures included approximately 330K and 21.5 per cent share for the women and 170K and 18.6 per cent share for the men"* [Daam Van Reeth, professor Faculty of Economics and Business, KU Leuven]

▶ Total score of 10.55 / 15

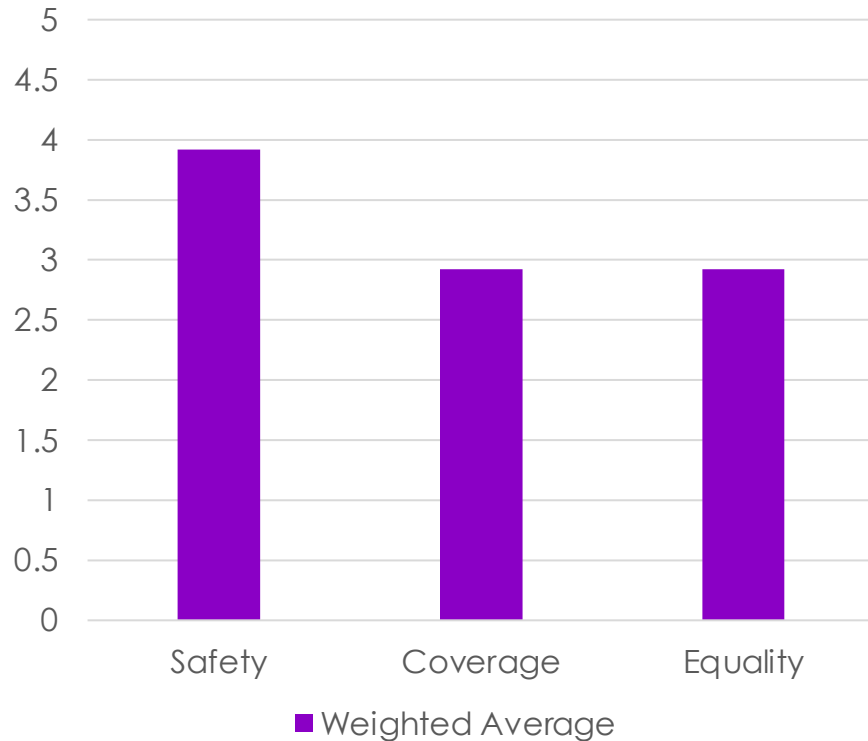
Le Samyn des Dames [1.1]



- ▶ The women received €11,984 less than the men, however the Women also received a Volkswagen Up Car worth €14,000.
 - Total Prize Pot from Race Organisers;
 - › Men: €14,104 vs Women: €2,120
- ▶ 45 minutes of live (26km) coverage for the Women vs 2hours (81.2km) for the Men
- ▶ *“Certain medians and road furniture were not signposted/marked well, or they did not have someone standing there indicating danger” [Rider Feedback]*

▶ Total score of 10.5 / 15

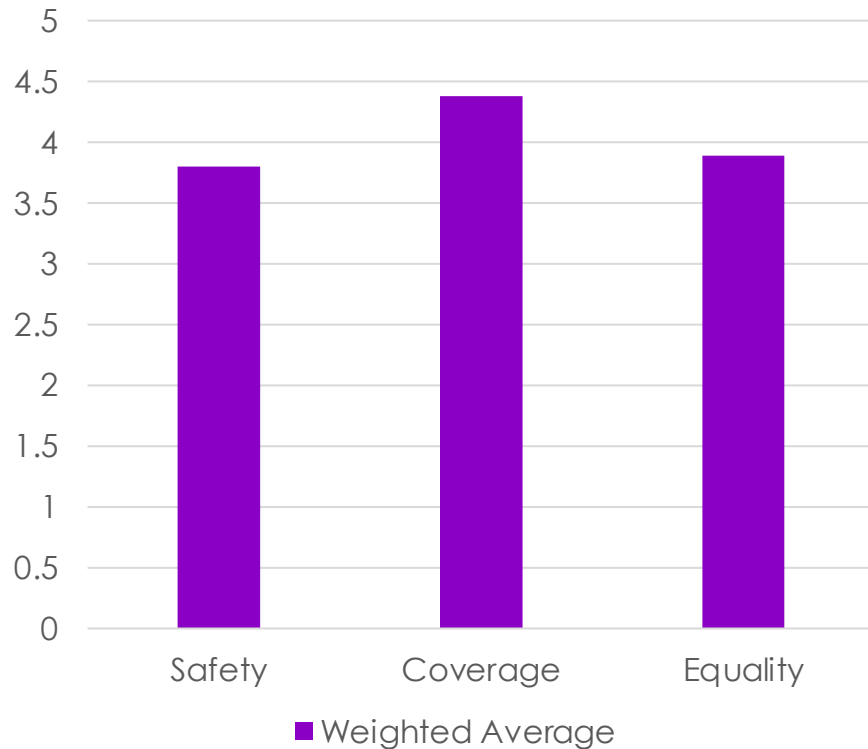
Strade Bianche [1.WWT]



- ▶ Women received €29,340 less than the men in prize money
 - Total Prize Pot from Race Organisers;
 - › Men: €39,600 vs Women: €10,260
- ▶ The fans of the sport initiated a [crowdfunding campaign](#) to close the Prize Money Gap and raised an additional €26,963 for the women.
- ▶ 45 minutes of live (23km) coverage for the women vs 2hr:45minutes (95km) for the men
- ▶ Reported Crashes
 - second gravel sector with 109km to go
 - small bunch crash with 25km to go
- ▶ *Rider Feedback*
 - “Covid regulations were respected, it seemed better than the event in 2020 in this regard”

▶ Total score of 9.76 / 15

Healthy Ageing Tour [2.1] 3-day stage race



► Eurosport x GCN took on the role as Official Broadcaster and Partner HAT 2021

- Stage 1: 50km to go. Stage 2: Entire ITT. Stage 3: 38km to go
- Total of 5 hours coverage.

► Total Prize pot: €8,939

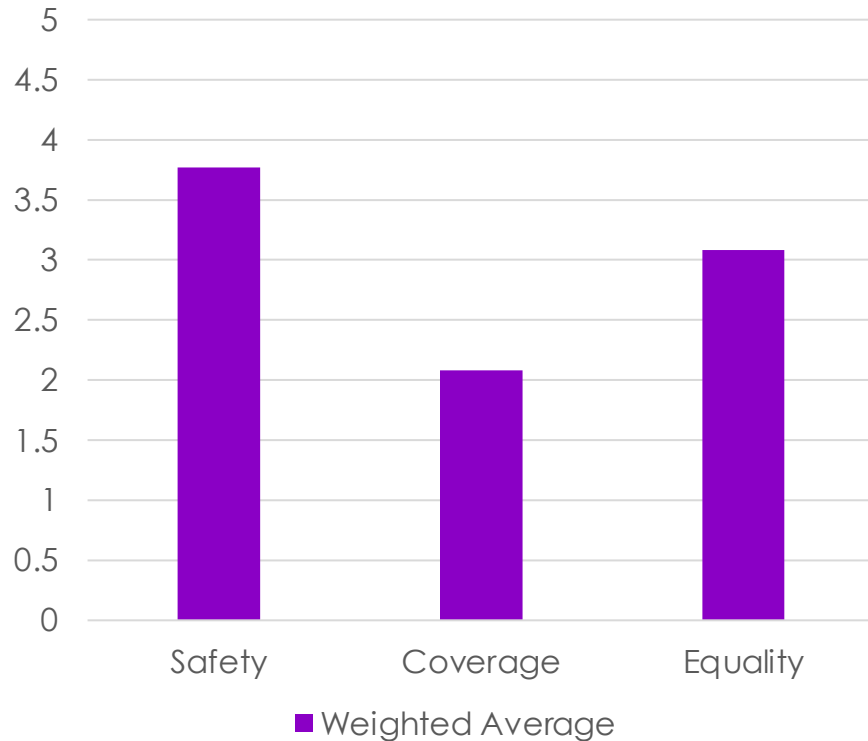
- €1,194 split between Top 20 on GC
- Jersey leaders and Top20 prizes for each stage

► Rider Feedback:

- Organisers adapted well to difficult conditions to keep riders safe through using the Assen Race track, separate pitstops for riders and the VAM loop to race on closed circuits.
- The organisers dealt well with the extreme weather by pushing back the time of Stage 2 and only allowing riders to use Road Bikes as opposed to Time Trial bikes
- incorrect barriers and finish straight on Assen Circuit was dangerous
- The race protocol prescribed that it was not allowed to meet people outside the bubble during the event, but this did happen at some points.

► Total Score of 12.07 / 15

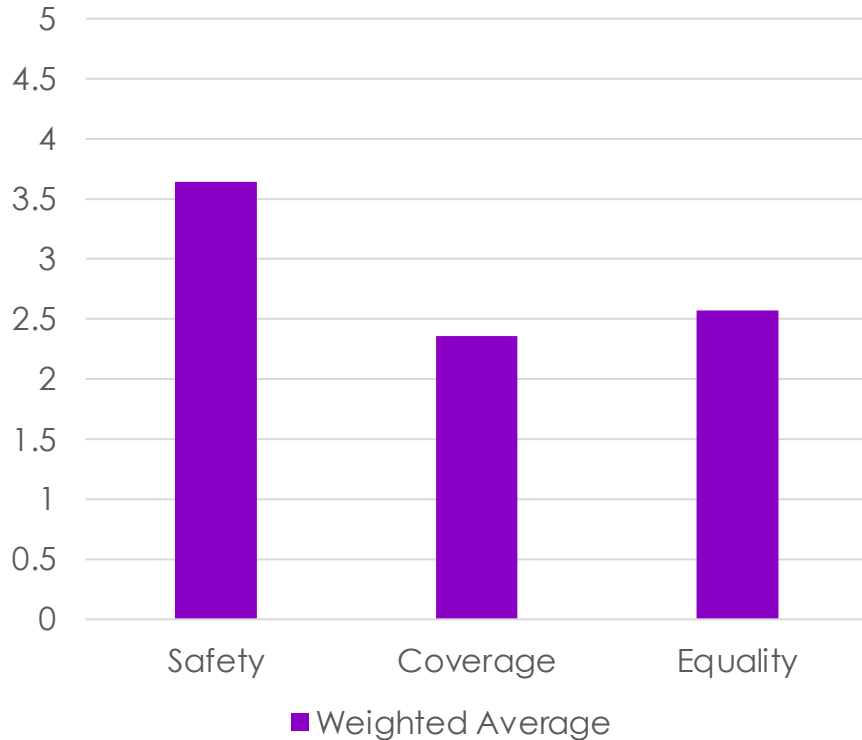
GP Oetingen [1.2]



- ▶ €2,335 euro total prize pot split across Top 16 placed female riders.
- ▶ No live coverage, the race could only be followed via Twitter hashtag [#GPOetingen](#)
- ▶ Rider Feedback
 - “there was a small unmarked block in the middle of the road, just before a cobble section”.
 - “Really good safety - lights and audio alarms to indicate danger”.
 - “Poor road quality; holes in the road which are difficult to see in high speed in peloton and the gap in the middle of the road is dangerous”.

▶ Total score of 8.93 / 15

Danilith Nokere Koerse [1.Pro]



- ▶ Prize money: Total €4.660 for women.
 - €7,515 for 1st placed man vs €930 for 1st placed woman (a difference of €6,585)
 - Mountain prize total €1,500 for women.
- ▶ 15 minutes highlights for Women vs 2hr 50mins (95km) for the Men
- ▶ Rider Feedback
 - *Riders got pulled out early because of the men's race not the time limit as stated in the technical guide.*
 - *It was slightly less safe just from the nature of racing on Belgian courses with a lot of road furniture and bad roads.*
 - *In general, I think the COVID protocols were respected.*

▶ Total Score 8.57 / 15